

How to realize the FTAAP ?

Professor Zhuang Rui

UIBE

Oct. 5, 2015

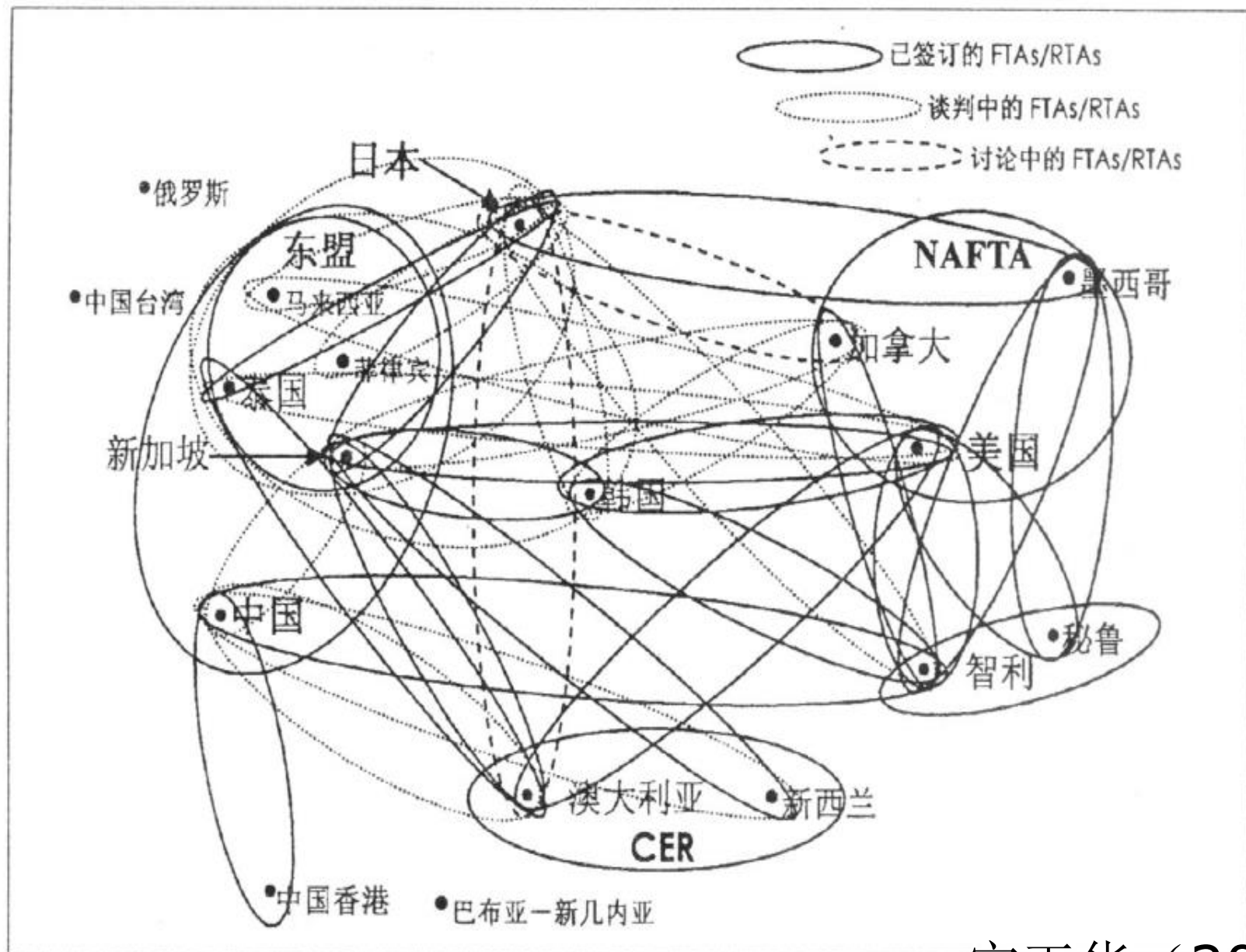
Key Points

TPP

RCEP

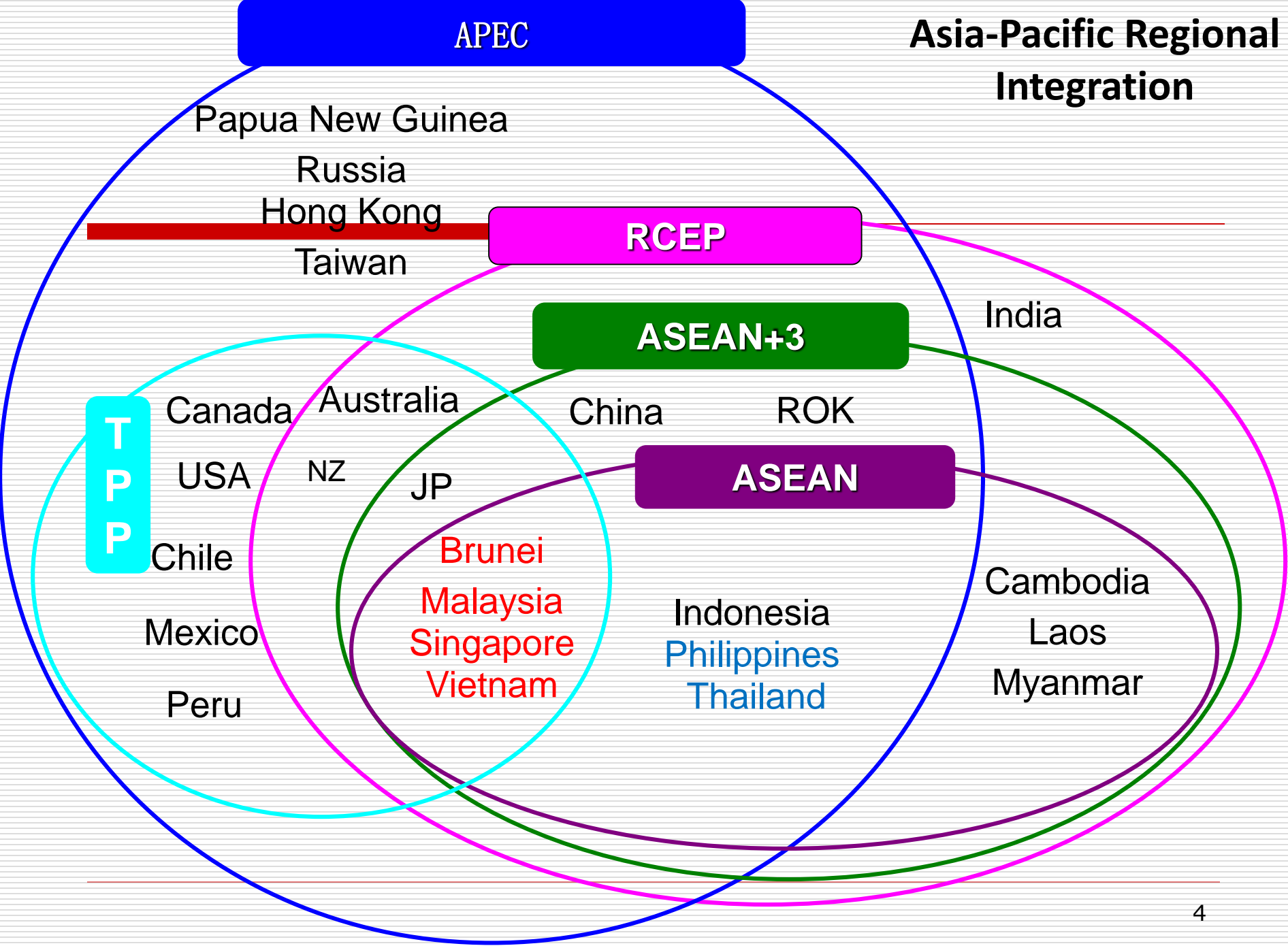
FTAAP

图 2 亚太区域内的/轴心 - 辐条 0 格局



宋玉华 (2008)

Asia-Pacific Regional Integration



I. TPP

□ Oct. 5, 2015:

“The agreement achieves the goal we set forth of an ambitious, comprehensive, high standard, and balanced agreement that will benefit our nations’ citizens.”

USTR:

Summary of the TPP's 30 chapters

1. Initial Provisions and General Definitions
2. Trade in Goods
3. Textiles and Apparel
4. Rules of Origin
5. Customs Administration and Trade Facilitation
6. Sanitary and Phytosanitary (SPS) Measures
7. Technical Barriers to Trade (TBT)
8. Trade Remedies

USTR:

Summary of the TPP's 30 chapters

9. Investment
 10. Cross-Border Trade in Services
 11. Financial Services
 12. Temporary Entry for Business Persons
 13. Telecommunications
 14. Electronic Commerce
 15. **Government Procurement**
 16. **Competition Policy**
-

USTR:

Summary of the TPP's 30 chapters

- 17. State-Owned Enterprises (SOEs) and Designated Monopolies
- 18. Intellectual Property
- 19. Labour
- 20. Environment
- 21. Cooperation and Capacity Building
- 22. Competitiveness and Business Facilitation

USTR:

Summary of the TPP's 30 chapters

23. Development

24. Small- and Medium-Sized Enterprises

25. Regulatory Coherence

26. Transparency and Anti-Corruption

27. Administrative and Institutional Provisions

28. Dispute Settlement

29. Exceptions

30. Final Provisions

II. RCEP

- Concluding RCEP by the end of 2015
- Achieve a **modern, comprehensive, high-quality and mutually beneficial** economic partnership agreement

II. RCEP

- Working groups were established for detailed cooperation (cover goods trade, service, investment, economic and technological cooperation, intellectual property rights, competition policies and dispute settlement)**

II. RCEP

□ **Trade in Goods:** tariff, non-tariff measures, Standards, Technical Regulations and Conformity Assessment Procedures (STRACAP), Sanitary and Phytosanitary Measures (SPS), customs procedure and trade facilitation, as well as rules of origin were discussed

II. RCEP

- **Trade in Services:** ideas were exchanged on the elements of text, the scope of provisions, the approach to scheduling market access commitments, market access commitments, and a number of other specific issues

II. RCEP

- **Investment:** files of investment mode and chapter elements of investment were deeply discussed
- **We have made positive progress on goods, services, investment and agreement framework.**

RCEP: Based on five “10+1” FTA

RTA	Cover	Time in force
ASEAN-China	Goods& Services	01-Jan-2005(G) 01-Jul-2007(S)
ASEAN-Japan	Goods	01-Dec-2008
ASEAN-ROK	Goods& Services	01-Jan-2010(G) 01-May-2009(S)
ASEAN-India	Goods& Services	01-Jan-2010(G) 01-Jul-2015(S)
ASEAN-Australia- NZ	Goods& Services	01-Jan-2010

III. FTAAP

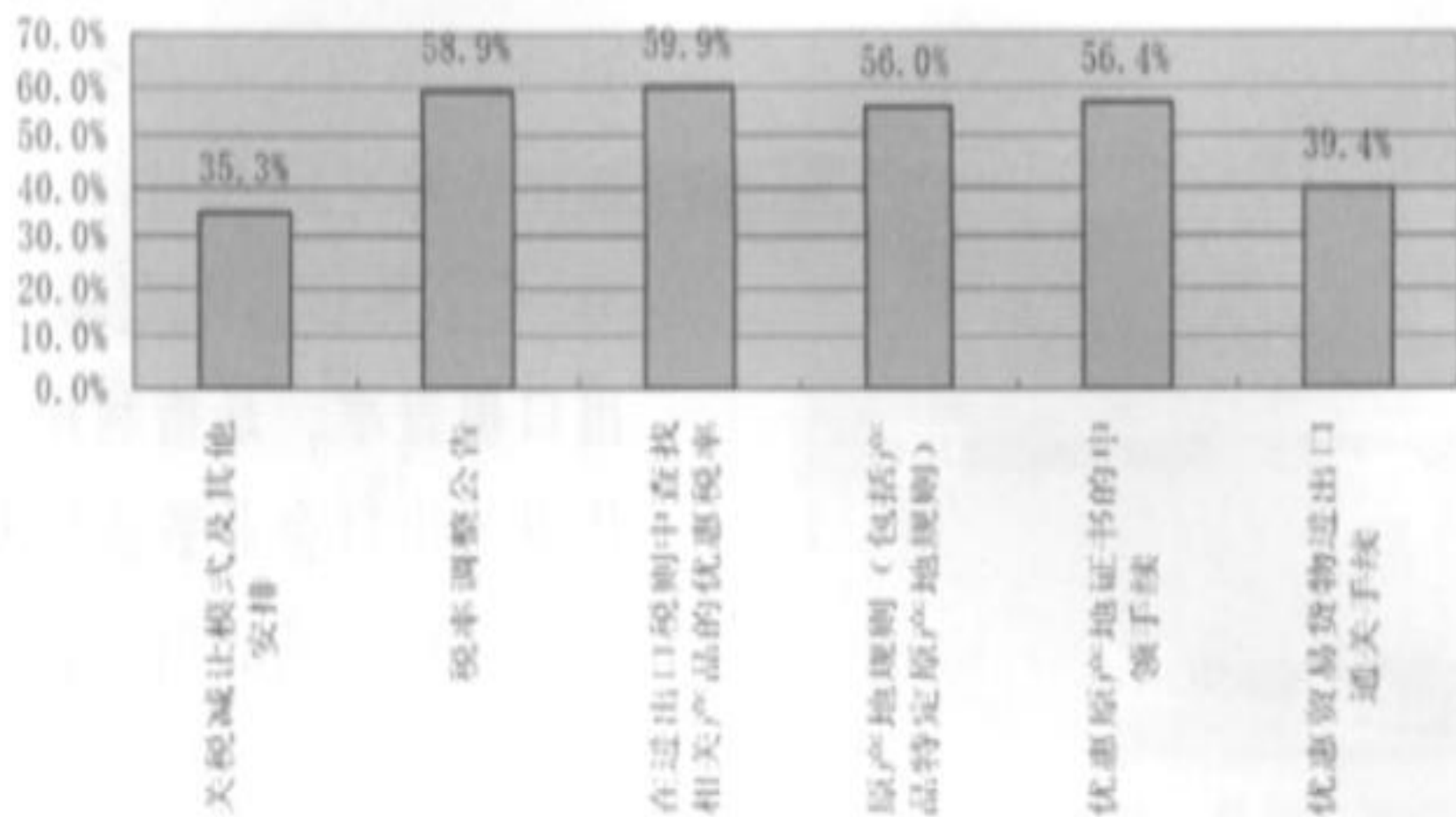
- TPP + RCEP = FTAAP ?**
- High Standard + Balance ?**
- Utilization rate of FTAs**

表1 不同FTA方案
对主要APEC成员GDP和福利的影响

	实际GDP (%)			福利 (亿美元)		
	TPP12	TPP13	FTAAP	TPP12	TPP13	FTAAP
中国	-0.14	1.21	1.86	-40.58	194.45	252.11
美国	0.37	0.5	0.46	452.41	608.38	540.75
日本	0.4	0.9	0.95	185.46	455.02	473.01
韩国	-0.27	-0.74	4.75	-25.74	-70.74	318.55
新加坡	0.8	1.29	1.34	15.98	26.70	28.17
马来西亚	3.45	4.91	5.93	35.95	56.46	63.31
印度尼西亚	-0.17	-0.36	1.11	-6.35	-13.39	35.88
越南	5.93	8.93	13.51	28.66	41.39	57.39
菲律宾	-0.09	-0.26	1.8	-1.70	-4.66	17.15
泰国	-0.34	-0.75	4.77	-10.93	-24.86	112.46
中国台湾	-0.28	-1.1	4.56	-11.99	-49.17	153.98
中国香港	-0.08	-0.32	1.25	-2.19	-8.31	33.04
澳大利亚	0.61	0.85	0.91	46.87	65.53	74.12
新西兰	1.14	1.27	1.5	14.89	16.39	20.30
加拿大	2.19	2.28	2.19	236.96	244.46	235.06
墨西哥	2.87	2.93	2.87	217.39	217.07	209.46
智利	0.76	1.1	1.23	9.86	14.06	16.07
秘鲁	0.7	0.77	0.68	5.86	6.66	5.75
俄罗斯	-0.03	-0.06	0.4	0.31	-1.32	39.38

资料来源：作者模拟得到。

图 1:企业对 FTA 或其他优惠贸易政策措施了解程度(%)



2009年底开展问卷调查结果

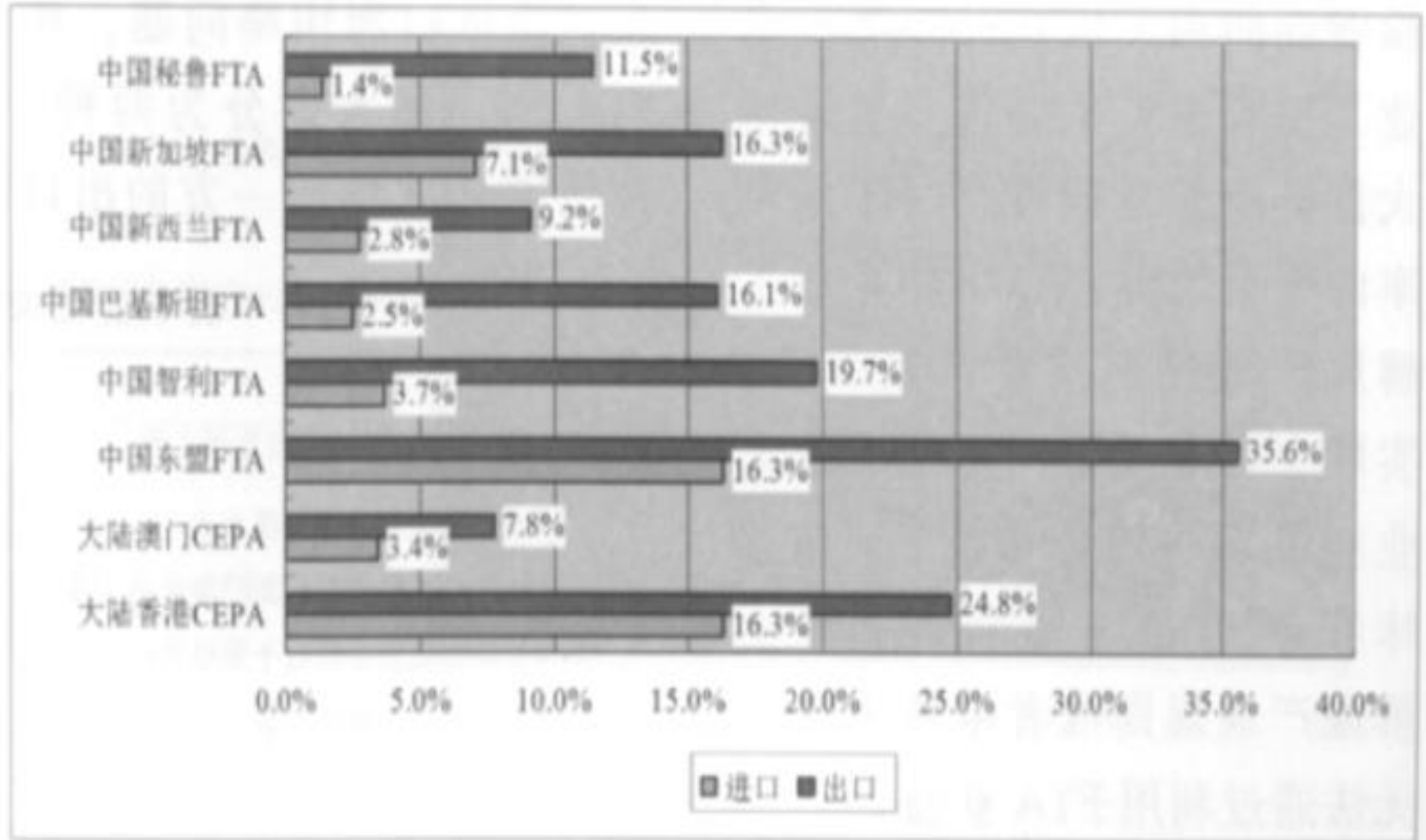


图 2:企业已经利用 FTA 的情况 (%)

表 1:企业未利用 FTA 的理由(%)

原因	比例	原因	比例
1. 缺乏 FTA 信息	38.10%	7. 利用其他的优惠安排	4.60%
2. FTA 提供的降税优惠幅度太小	14.00%	8. 出口地产品为例外或者敏感产品	5.00%
3. 不太了解需要提供哪些原产地证明文件	20.00%	9. 对方非关税壁垒太多	7.30%
4. 申领原产地证书手续过于繁琐用过大	9.60%	10. 与 FTA 国家无贸易往来	25.20%
5. 申领原产地证书费用过高	4.10%	11. 进口商无要求	26.40%
6. 对原产地规则不够了解	18.30%	12. 其他	16.10%

注:允许企业多项选择。

Thanks !